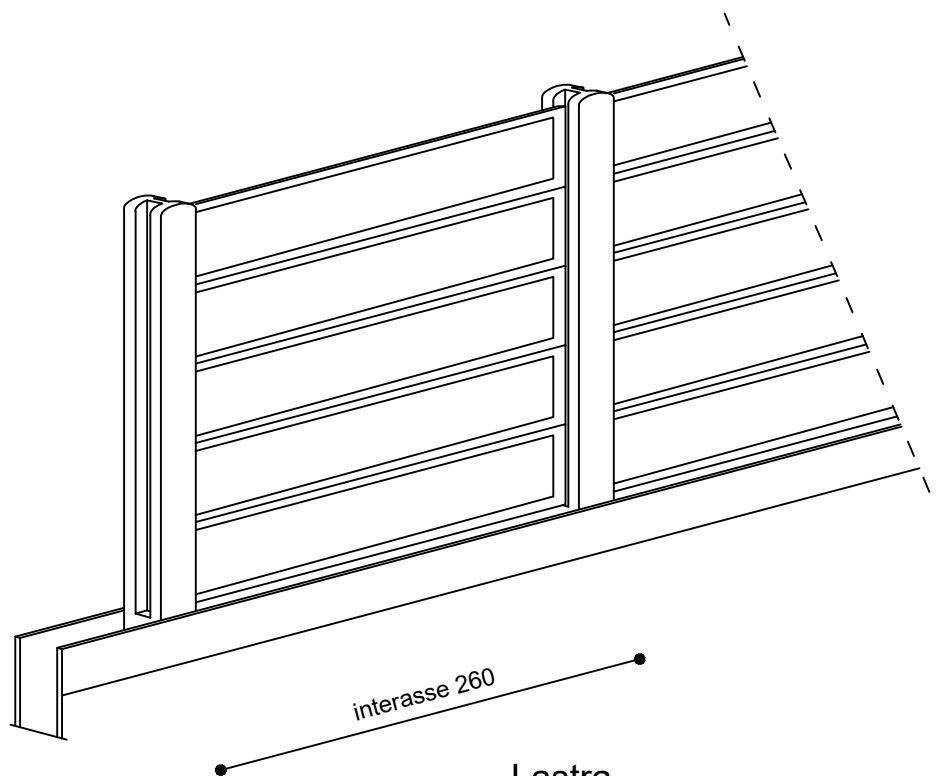
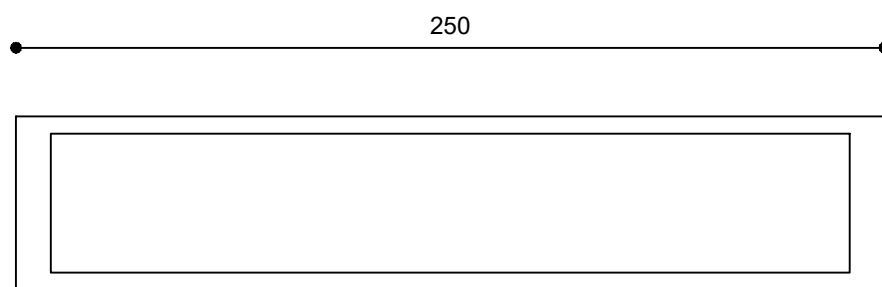
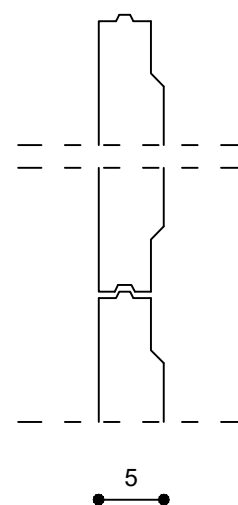


LASTRE E PILASTRINI IN C.A.V.

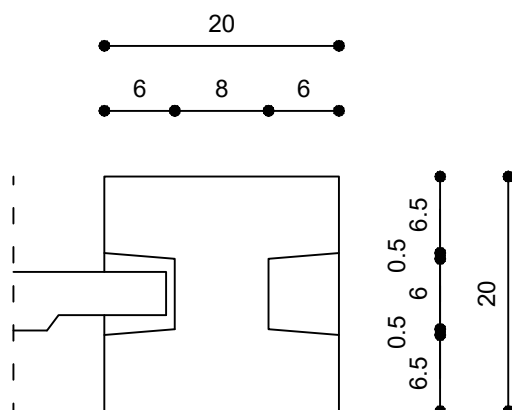


Lastra

Particolare collegamento lastre



Pilastrino



TIPOLOGIE	H. cm	Peso Kg
Pilastrino in c.a.v. a sezione quadrata cm. 20x20 Armato con rete Ø5, maglia 15x15 e 4Ø8.	250	220
Pilastrino in c.a.v. a sezione quadrata cm. 20x20 Armato con rete Ø5, maglia 15x15 e 4Ø8.	300	260
Pilastrino in c.a.v. a sezione quadrata cm. 20x20 Armato con rete Ø5, maglia 15x15 e 4Ø8.	350	300
Lastra in c.a.v. cm. 250x50, sp. 5 cm. Armata con rete Ø5, maglia 15x15.	-	150